

600884



杉杉股份  
Shanshan

2020



1

2020

2

3

3

1		205,264,756	130,137.86
2		205,264,756	130,137.86
3		77,873,254	49,371.64
		488,402,766	309,647.35

36

4

2020 6 10

9.31 /

20

80%

20

= 20

/ 20

2020 5 18 2019

2019

2020 6 19

A 6.34 /

5

488,402,766

30%

309,647.35

1

6

36

7

[2012]37

3

[2013]43

8

9

10

11

..... **2**

..... **1**

..... **3**

..... **5**

..... 5

..... 5

..... 6

..... 8

..... 9

..... 9

..... **10**

..... 10

..... 15

..... 16

24 ..... 16

..... 16

..... **23**

..... 23

..... 23

..... 38

..... 41

..... 41

..... 42

..... 43

..... **44**

..... 44

..... 45

..... 45

.....



		LG LCD
		70%
		LCD LG 70%
		LG
LG LGCKR		LG CHEM. LTD. 051910.KS
LGCCI		
LGCNJ		
LGCGI		
LGCTW		
LGCBJ		
		2021 1 31 24 /2021 2 1 0
		LCD LCD 100% LG LCD LG LCD
		LCD
		TCL
LGD LG Display		LG DISPLAY



	Ningbo Shanshan Co., Ltd.
	1,628,009,229
	1992 12 14
	91330200704803055M
	801 <span style="float: right;">777</span>
	600884.SH
	LCD

周

1

2

2020

---

2006

2020



光

36

利

309,647.35

32.69%

划

532,257,280	32.69%		
	39.92%		
		205,264,756	
9.70%	77,873,254		3.68%
	942,786,792		44.55%
	53.78%		

光

2020

1

2

3

**1**

	26,815.42
	91330212144520398N
	1994 6 28
	777 26

**2**



2020

	60,731.13
--	-----------

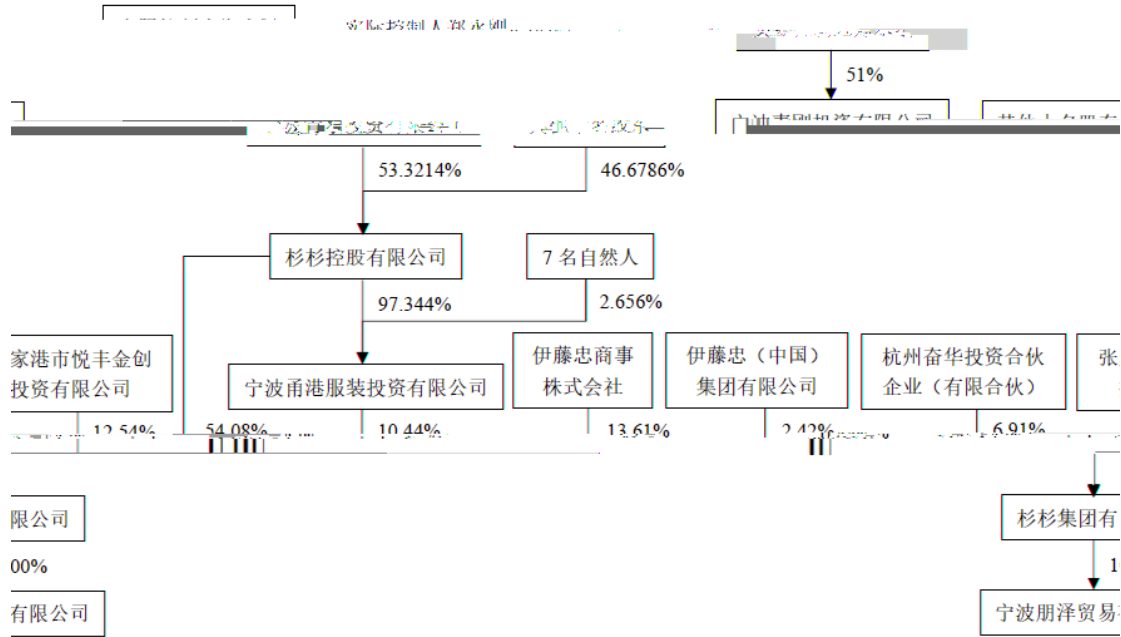
3

	2020
	56,162.80
	-234,425.74
	229,264.69
	50,302.11

1

	2,000.00
	91330206MA281M5A75
	2016 3 11

2



3

4

2020

1

	2020	12	31
			1.04
			-
			1.04

2

	2020
	-
	-
	-0.02
	-0.02

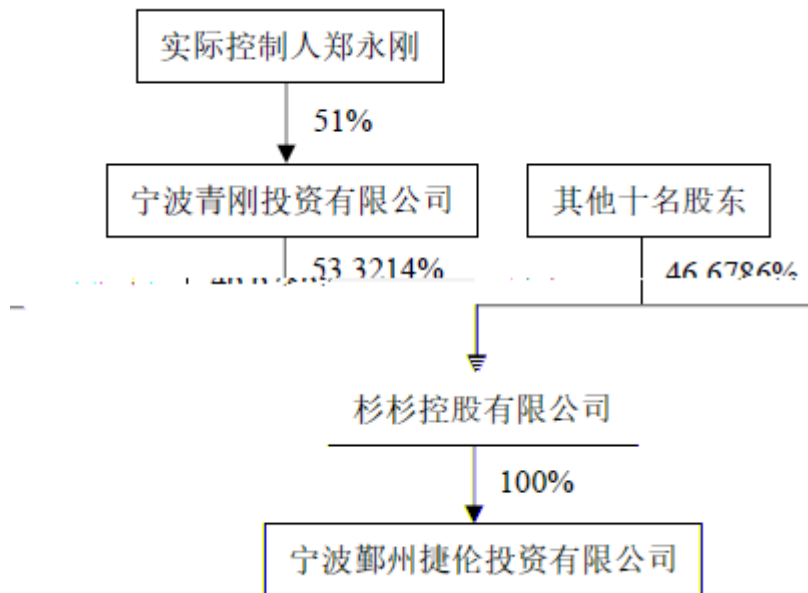
3

	<b>2020</b>
	-0.02
	-
	-
	-0.02

**1**

	5,000.00
	91330212MA2821U96T
	2016 5 19
	68 A 10 1016

**2**



3

2016 5

4

2020

1

	2020 12 31
	551.44
	125.37
	426.07

2

	2020
	-
	-
	50.09
	50.09

3

	2020
	0.09
	50.00
	-
	50.09

2018 4 3

2018 18

30,000

周

利 24

2

1

2

9.31 /

20

80%

20

=

20

20

131,794.13

141,561,901

3

/

3

4

5

3

1

2

/

4

1

/

2

/

3

1

2

3

4

6

1

1

2

2020 6 8

2

1

2

9.31 /

20

80%

20

=

20

20

131,794.13

141,561,901

3

/

3

4

5

**3**

1

2

/

**4**

1

/

2

/

3

1

2

3

4

6

**1**

1

2

2020 6 8

**2**

1

2

9.31 /

20

80%

20

=

20

20

50,000.00

53,705,692

3

/

3

4

5

**3**

1

2

/

**4**

1

/

2

/

3

1

2

3

4

6

件

309,647.35

70%

LG

LCD

70%

7.7

2021 1

2021 2 1

1

1

LCD

2

LCD

3

100%

4 LG

LCD

5 LCD

6

LCD

LG

LG

70%

LG

30%

LG

70%

LG

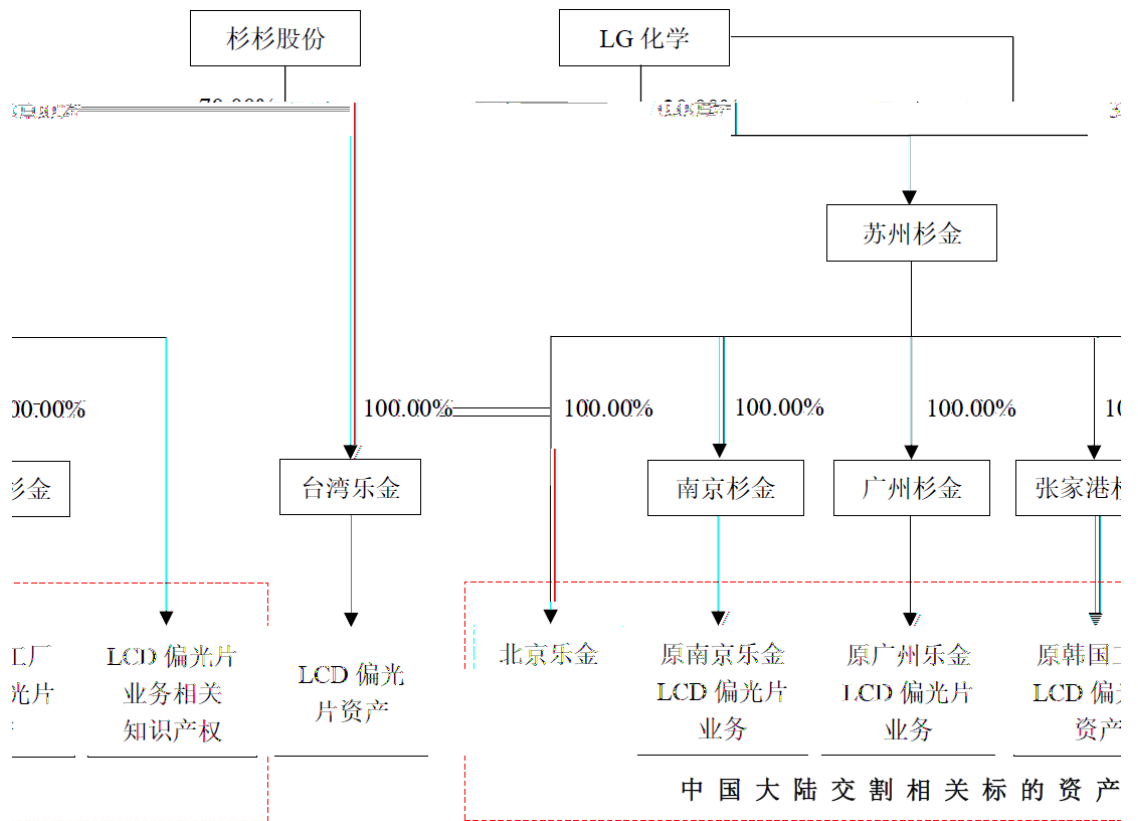
30%

2

1

100%

2



3

11

10.506

0.494

7.7

9.25

1

1 LG

	LG
	LG CHEM, LTD.
	110111-2207995

	2001 4 3
	LG Twin Towers, 128, Yeoui-daero, Yeongdeungpo-gu, Seoul, Korea
	Hak Cheol Shin (US national)

2

	Lg Chem China Investment Company Limited
	91110000717852980G
	23,750
	2004 11 11
	2004 11 11 2054 11 10
	12 22
	1
	2
	3
	4
	5
	6
	/

3

	Lg Chem (Nanjing) Information & Electronic Materials Co., Ltd.
	913201007512971674
	135,730
	2003 7 14
	2003 7 14 2053 7 13
	17 18
	KOO HO NAM
	2000

4

	91440101MA5ANTW545
	16,233.2583
	2018 1 4
	2018





3

[2021] ZA12089

	2021	1	31	2020	12	31	2019	12	31
			845,279.91			803,730.10			841,741.86
			531,772.92			431,915.43			351,483.60
	<b>2021</b>	<b>1</b>		<b>2020</b>			<b>2019</b>		
			97,189.74			954,769.29			895,371.64
			7,989.95			102,830.65			78,225.06
			5,928.93			68,774.81			60,893.11

4

1

2015

LCD

IHS

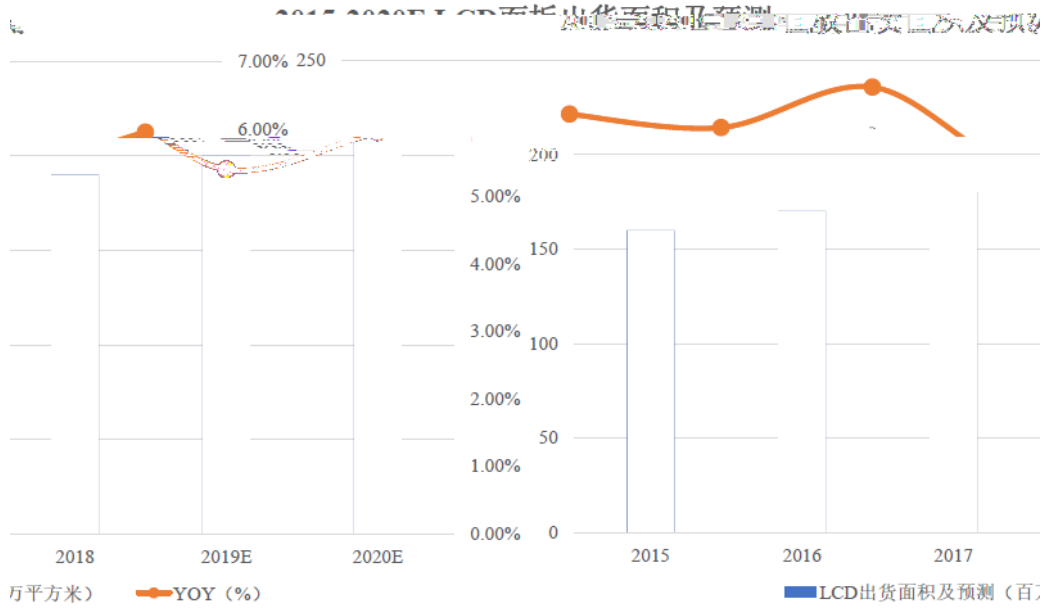
2-3

6%

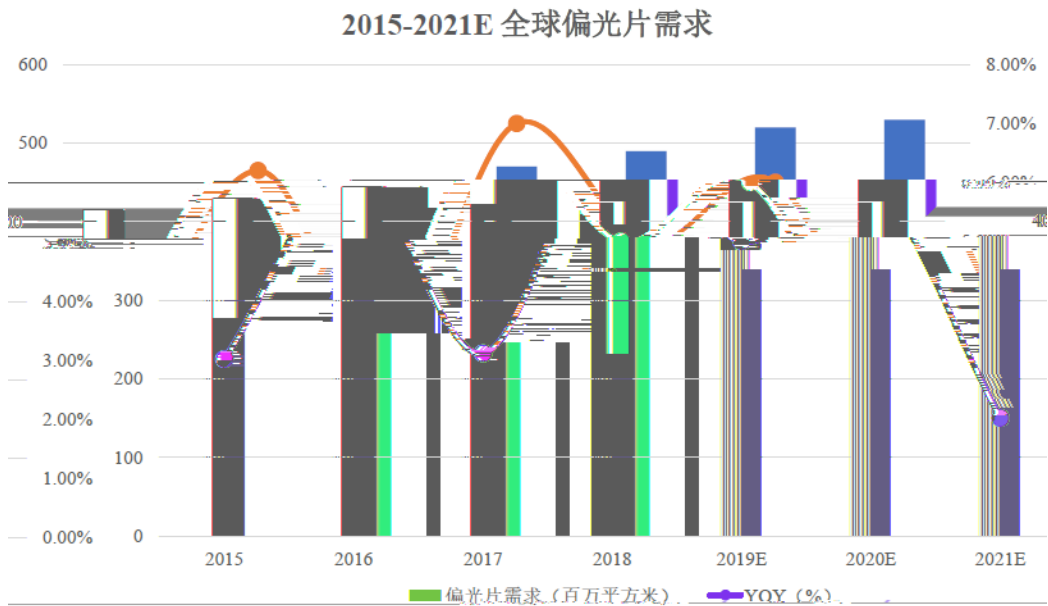
LCD

LCD

OLED



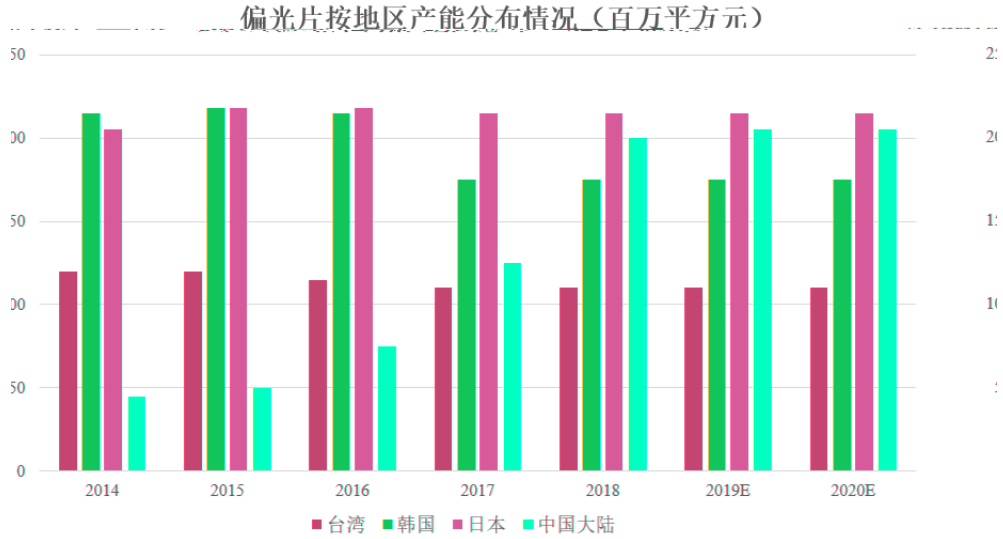
2019 5



2019 5

LG

	LG	2014	72%
2019	62%		
2019	8%	LCD	
	30%		
	LCD		



2020 1

2 LCD

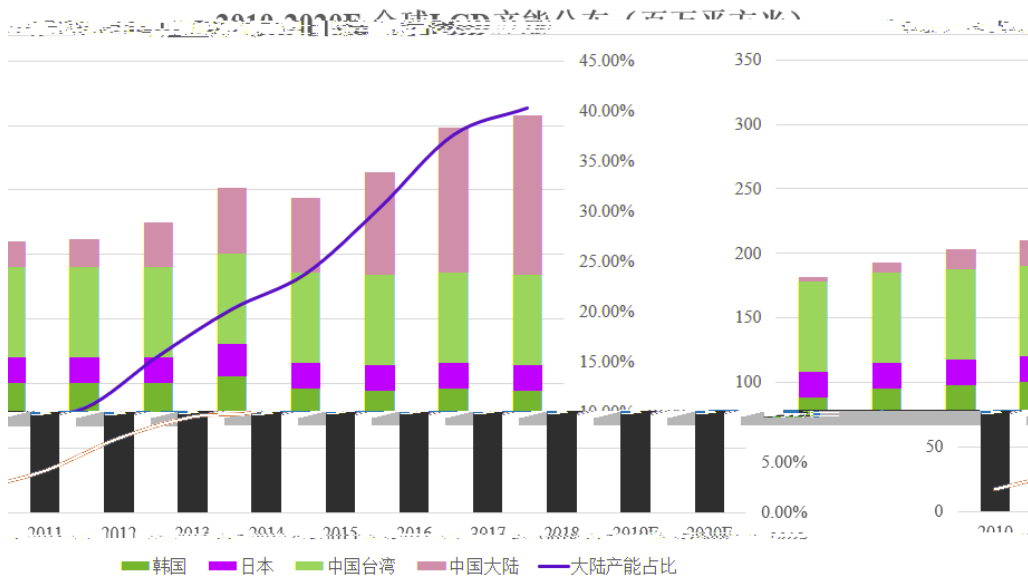
2016

LCD

LCD

2021

LCD



2019 5

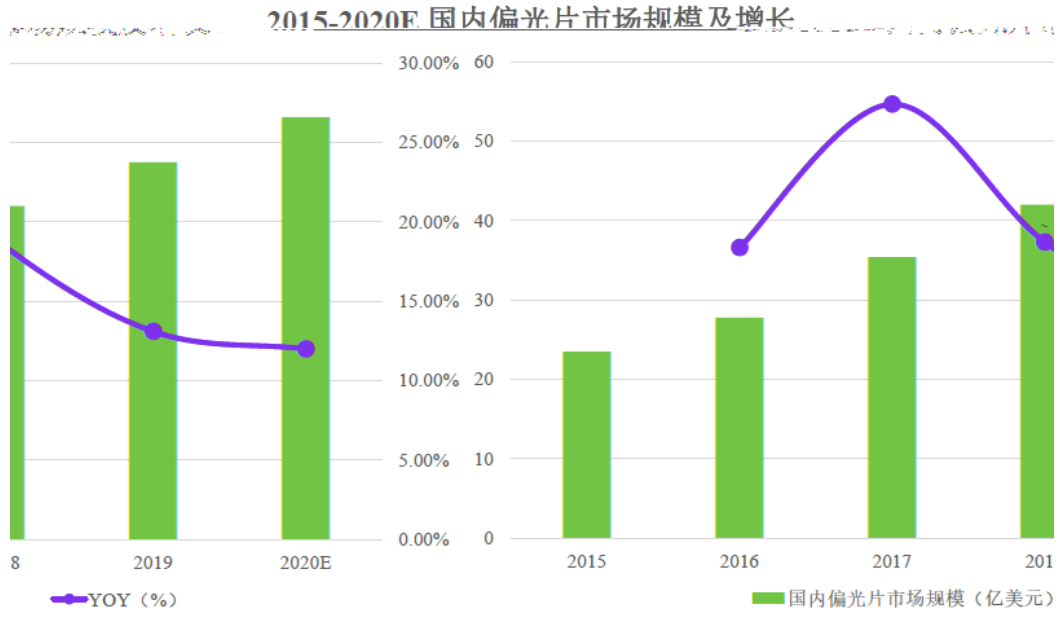
2019

47.5

2020

53.2

12%



2021 3

3

LCD  
 LCD 2018 -2022 LCD  
 0.96/1.26/1.37/1.69/1.99  
 LCD  
 1:2.2 2018 -2022 LCD  
 2.11/2.77/3.01/3.72/4.38 LCD 2020 -2022  
 11.11



2019 5

IHS

2018-2022

1.74/2.39/2.78/3.16/3.37

LCD OLED 2018-2022

2.15/2.82/3.12/3.88/4.54

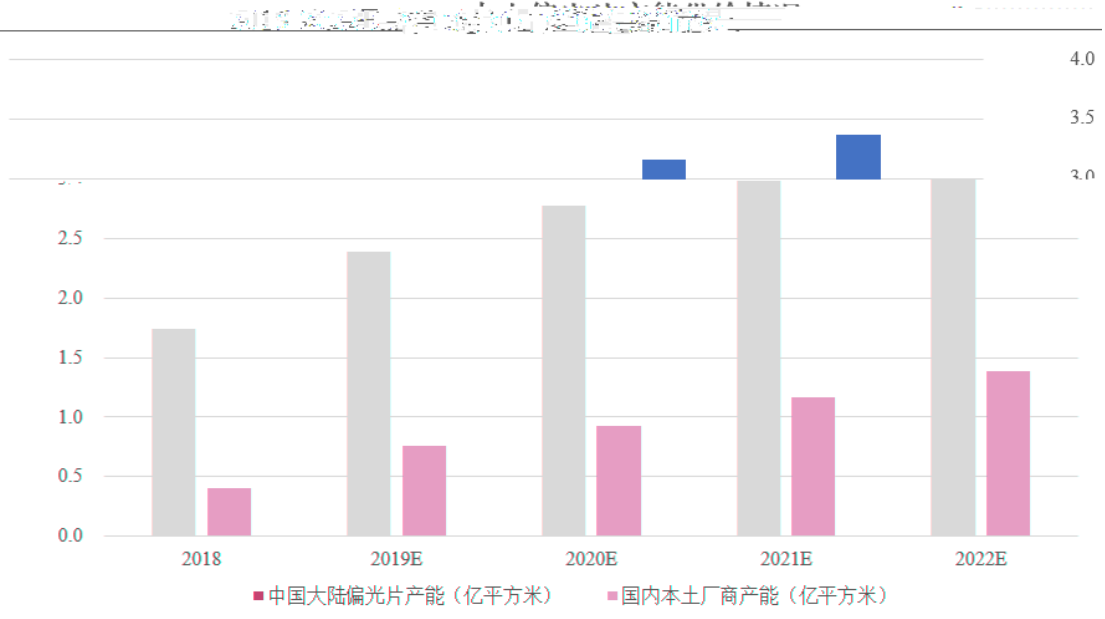
LCD OLED

0.41/0.43/0.34/0.72/1.17

2018-2022

0.41/0.76/0.93/1.17/1.38

50%



2019 5

5

1

50

2,300

1,490

RTS

RTP

2

2013

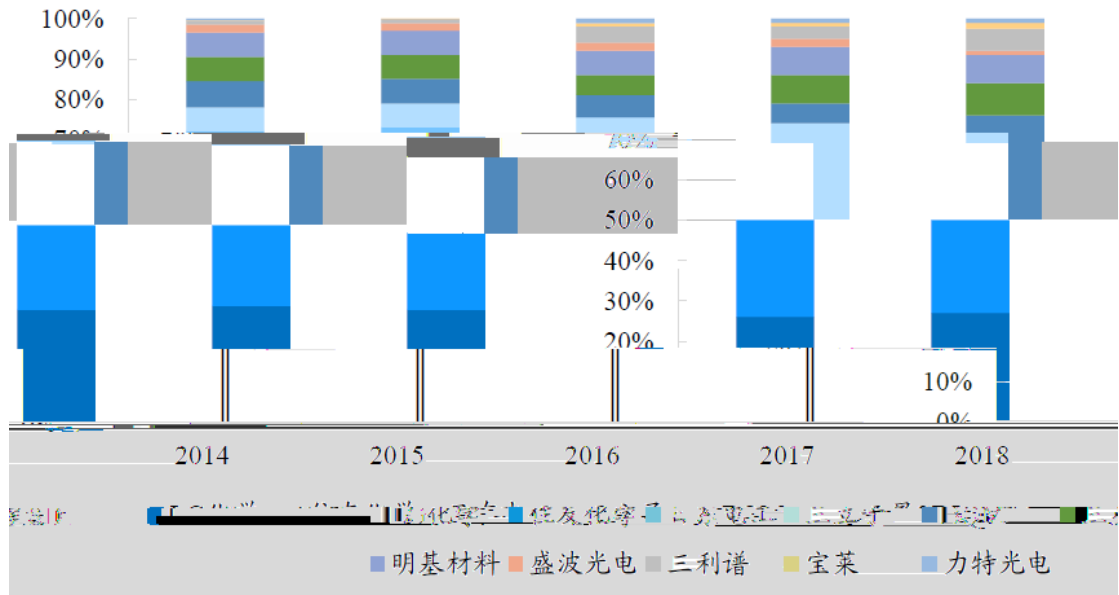
LG

LG

2018

LG

25%



2020 1

3

LCD

LG

15

13

20

LCD

RTP

1

2020 6 8

LG

2021 1

LG

2

70%

70%

11



LGCKR

LGCKR

5

1

2

LGCBJ

3

3

LGCKR

6

SIAC

SIAC

7

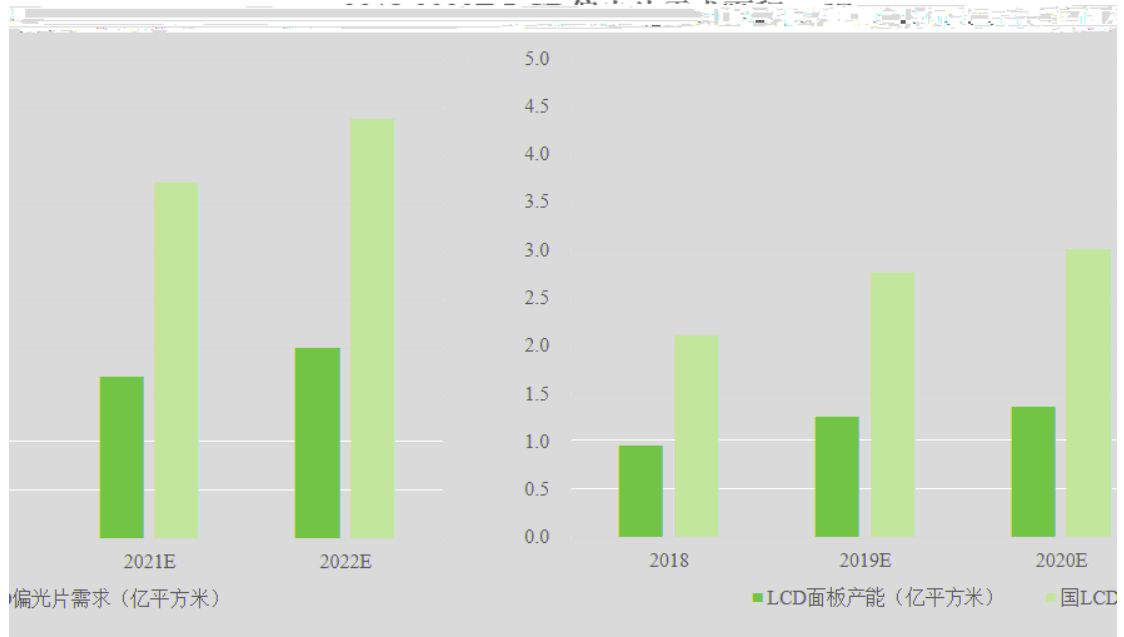
70%

LCD

2018 -2022 LCD LCD  
0.96/1.26/1.37/1.69/1.99 LCD 1:2.2

2018 -2022 LCD  
2.11/2.77/3.01/3.72/4.38 LCD 2020 -2022

11.11



2019 5

IHS

2018-2022

1.74/2.39/2.78/3.16/3.37

LCD

OLED

2018-2022

2.15/2.82/3.12/3.88/4.54

LCD

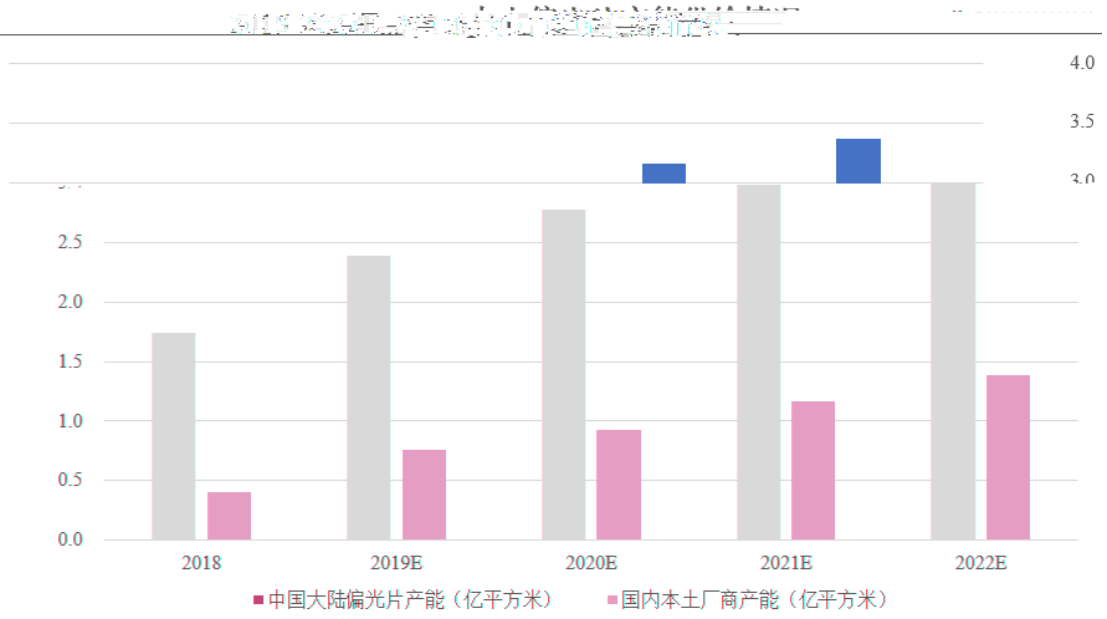
OLED

0.41/0.43/0.34/0.72/1.17

2018-2022

0.41/0.76/0.93/1.17/1.38

50%



2019 5

1

LCD

2021 3

2021-2030

[2021]19

2021

1 1 2030 12 31

2

LCD



1

2

3

4

光 件

2021 1258

2021 1 31 53.00

11 70% 7.7

2021 1 21 2021 1

28

49.84 LG

53.00



件

LCD

488,402,766	
942,786,792	44.55%
	53.78%

LCD

2020 12 31

43.33%



周

≡

2021 1

LCD

LCD

LG

LCD

LG

LCD

周 三

2019	2020	2021	1	2019	2020	2021	1
82.52%	87.22%	81.25%		68.77%	59.04%	42.47%	

LCD

LG

LG

PSA

LG

光

光

LG

LCD



4

1

80%

2

40%

3

20%

4

**1 2018**

	2018		2018	
2018	1,122,764,986		10	0.80
	89,821,198.88		2018	

**2 2019**

2019	2019
------	------

2020

2019 1,122,764,986 10 1.20  
 134,731,798.32 2019  
 10 4.5

**3 2020**

2020 2020  
 2020 1,628,009,229 10 0.90  
 146,520,830.61 2020

2018	8,982.12	111,527.77	8.05%
2019	13,473.18	26,980.88	49.94%
2020	14,652.08	13,800.41	106.17%
		/	
			37,107.38
			50,769.69
			73.09%

2020

2020

**2020 -2022**

“ ”

划

划

1


2

1

10%

2

3



光

1

2

3

4

5

协

[2013]110

[2015]31

协

利

2021

1

2

2021 9

3

488,402,766

309,647.35

4

2020

2020

-16,378.36

2020

2021

	2019 12	/2019 31	2020 12	/2020 31	2021 12	/2021 31
/		0.1434		-0.1155		0.1088
/		0.1434		-0.1155		0.1088
		1.43%		-1.44%		1.43%
<b>3</b>	<b>2021</b>		<b>2020</b>			
		16,101.43		-16,378.36		16,101.43
/		0.1434		-0.1155		0.0989
/		0.1434		-0.1155		0.0989
		1.43%		-1.44%		1.30%

协

2021

周

LG

LCD

协

划

划

划

划

3

光

1

2

3

6

7

协

2020

---

2020

2021 4 26