

[2020] ZA439

“ 2020 0764 ”

2

7.7

55

31.36

2020

22

1

2

3

4

5

1

| | | | | | |
|------|---|-------|--------|--------|--------|
| 2020 | 3 | 31 | | | 244.01 |
| | | 22.42 | | 115.07 | 128.94 |
| | | | 111.22 | | 47.16% |

31.36

A

| | | | | | |
|------|---|------|--|------|-------|
| 2020 | 6 | 28 | | | 23.20 |
| | | 3.95 | | 7.22 | |

B

32 5

7

5

LPR

32

C

2020 6 28

134.85

76.65

58.20

32

A.

16

16

LPR 4.65%

7,440

11D2 -17>T134.85

| | | | |
|--|--------------|--------------|--------------|
| | 2,440,098.13 | 2,501,582.72 | 2,344,882.10 |
| | 1,289,369.62 | 1,362,045.22 | 1,252,227.12 |
| | 47.16% | 45.55% | 46.60% |

LG

LCD

LG

30%

16

2020 3 31

| | 2020 3 31 | 2020 3 31 |
|--|--------------|--------------|
| | 2,440,098.13 | 3,399,799.40 |
| | 1,150,728.51 | 1,796,841.52 |
| | 1,289,369.62 | 1,602,957.88 |
| | 47.16% | 52.85% |

16

b.

| | 2020 1-3 | 2019 | 2018 |
|--------|------------|------------|--------------|
| | 219,533.52 | 988,583.87 | 1,035,021.93 |
| EBIT | 37,568.83 | 145,254.68 | 92,919.80 |
| EBITDA | 50,808.44 | 198,794.12 | 149,799.34 |

LG

| | | | | |
|--------|------------|--|------|--------|
| | 7,440.00 | | | 2019 |
| EBITDA | 198,794.12 | | 2019 | EBITDA |
| 3.74% | | | | |

B.

LCD

a.

b.

| | | | | |
|-------|-------|------|----------|------|
| 16 | | | 7,440.00 | |
| 2018 | 2019 | | 5.40 | 8.86 |
| | | | LG | |
| | | 2018 | 2019 | |
| 12.83 | 19.29 | | | |

“ / /
 ” “ / /
 ” “
 / / ” “
 / / ”

2

5

26.36

A.

| | | | | |
|--------|--------|--------------|------------|------------|
| 2020 | 3 | 31 | | |
| 58.87% | | 1,657,206.82 | | 328,517.72 |
| | 74.04% | | 421,448.38 | 87,301.47 |
| 2020 | 7 | 10 | | 53,225.73 |
| 32.69% | | 662,660.34 | | |
| | 0% | | | |
| 2020 | 3 | 31 | | 1.04 |
| 0% | | | | |

B.

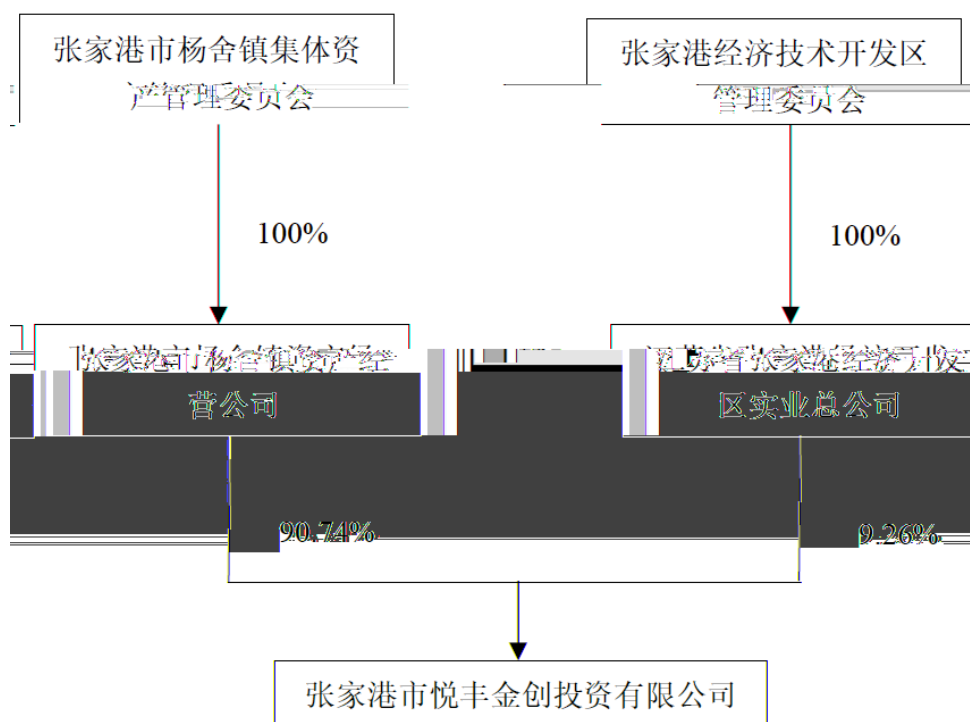
2020 6

“ ”

a.

| | |
|--|--------------------|
| | |
| | 91320582MA1R9Q2Y46 |
| | 270,000 |
| | 2017 10 11 |
| | |
| | 802 |
| | |
| | |

b.



25

15

2020 7 25

C.

“

”

“

15

10

”

“a.

b.

c.

d.

”

26.36

A.

| | | | | | |
|----------|-----------|--------------|------------|------------|-----------|
| 2020 | 3 | 31 | | | |
| 63.29% | | 2,011,235.71 | | 772,316.63 | |
| | 74.14% | | 263,763.64 | | 75,220.92 |
| | | | 2020 | 7 | 10 |
| | | 2,944.45 | | | 11,691.22 |
| 8,746.77 | | 7.18% | | 145,555.69 | |
| | 36,658.40 | | | | 0% |

| | | | | |
|------|--------|----|--|--------|
| 2020 | 3 | 31 | | 375.99 |
| | 25.01% | | | |

| | | | | | | |
|-----------|-------|-------|-------|--------|----|-----------|
| | | | | 2020 | 7 | 10 |
| | | | 39.54 | | | 600155 |
| 12,483.63 | | 19.78 | | 002468 | | 11,318.83 |
| | 19.76 | | | | 13 | |
| | | | 5 | | | |

B.

“

”

“a.

b.


c.

d.

”

5

3



2020 6 28

19.88

002142.SZ 6,458

| | | | | | | | | |
|-------|-------|----|------|------|----|----|--|-------|
| 16.88 | | | | 2020 | 12 | 24 | | 3 |
| | 16.88 | | | | | | | 11.92 |
| 2020 | 11 | 15 | 4.96 | | | | | |

7

LG

LG

10.74

/

/

/

/

”

“

”

“

A.

LG

LG Display

80%

a.

b. LG Display

LG Display

TFT-LCD

OLED

IPS OLED

IT

c.

TCL

Mini-LED Mirco-LED OLED

d.

e.

LCD

3D

IGZO

LTPS

AMOLED OLED

B.

LG

LG

Fuji film

corporation Marubeni Corporation
Minolta, Inc

The Nippon Synthetic Chemical Indus
60%

Konica

a. LG

LG

LG

OLED

OLED

b Fuji film corporation

Fuji film corporation

c. Marubeni Corporation

Marubeni Corporation

d. The Nippon Synthetic Chemical Indus

The Nippon Synthetic Chemical Indus

e. Konica Minolta, Inc

Konica Minolta, Inc

2

2019

2 LCD

2019

B.

| | | | | |
|------|------|-----------|---|-----|
| - | | | - | - |
| 2024 | 4.47 | 2019-2024 | | 12% |

C.

| | | | | |
|------|---|------|--|------|
| | | LCD | | |
| | “ | ” | | |
| | | 2014 | | 0.47 |
| 41.4 | | 2019 | | 0.58 |
| 45.9 | | | | |

D.

LG

LG

2017 LG

25%

21% 20%

LG

| | | | |
|---|--|---|-------------------------|
| | | / | |
| 1 | | | 1918 |
| 2 | | | 1913 / |
| 3 | | | 2005 |
| 4 | | | 1998 |
| 5 | | | 2007 2017 002876.SZ |
| 6 | | | 1995 A 000045.SZ LCD |

A.

LCD

LCD

LCD

LCD
LCD

| | | LG | | | |
|------------|-----------|------|-----|--------|------------|
| 2018 | 2019 | 2020 | 1-3 | EBITDA | 149,799.34 |
| 198,794.12 | 50,808.44 | | | | |

B.

a.

1,960mm

2009

4 2,300mm 1 2,600mm

b.

1,079 / LCD
LCD

4

| | | | | | | | |
|-----|------|-----|----------|------|------|-----|------------|
| | | | LG | | | | LCD |
| | | | 1 | 100% | 2 | | LCD |
| | | | LCD | | | | |
| | RTP | RTS | 3 | LCD | | | |
| LCD | | | | | RTP | RTS | 4 |
| | | | | | | | LCD |
| | | | | | 5 | LG | |
| LCD | | | LG | | LCD | | |
| 6 | LG | | LCD | | | | LG |
| | | | | | | | LCD |
| | | | | / | LCD | | 1,079 |
| | | | | | | | |
| | LCD | | | | | | |
| | | | | LCD | | | |
| | | | LG | | | | |
| | 2020 | 3 | 31 | | | | 366,568.63 |
| | | | 1,957.00 | | | | |
| | | | | | | | |
| LG | | | | | | | |
| | | | | | | | |
| | | | | | | | LG |
| | LCD | | | | OLED | | |
| | | | LG | OLED | | | |
| LCD | | | | LG | | | LCD |

“ ”

| | |
|----|--------------|
| | |
| | 1,077 |
| | 430 |
| | 224 |
| | 60 |
| | 42 |
| LG | 40 |
| | 1,873 |

LG

LCD

LCD

LCD

/

LCD

LCD

LG

LCD

A.

LG

PVA

TAC

LG

LG

LGCCI

LCD

LG

B.

a.

LG

LCD

b.

LG

c.

LG

LG

d.

LG

LG

e.

LG

5

“

/

”

“

/

/

/1

”

“

/

/

/3

”

“

/

”

“

/

/

”

“

/

/

”

“

/

”

“

” / / /2

6

2019

2 LCD

2020 1

LG

LG

7 LG Display LCD
1 LG
2 LG
3

LG
4

1 LG

LG

LG LG LCD
LG

LG

“ 5 4 ”

LG

15%-20%

LG

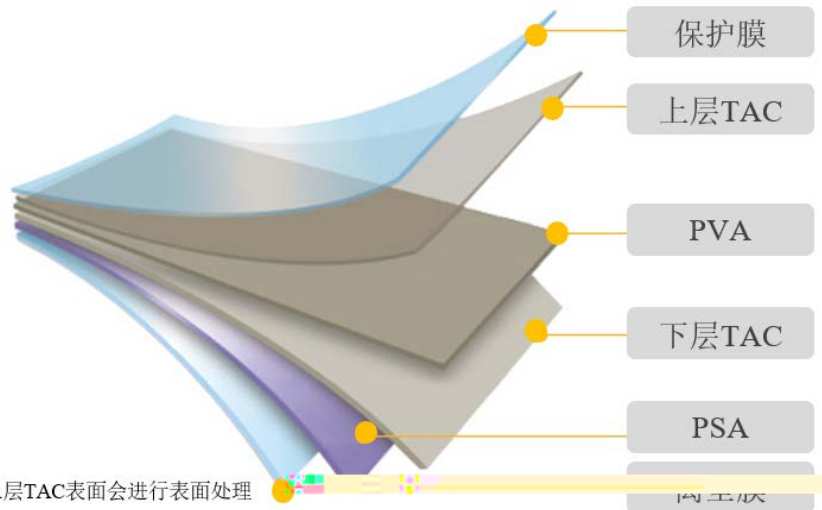
LG

PSA

PVA

TAC

70%



注：上层TAC表面会进行表面处理

保护膜

上层TAC

PVA

下层TAC

PSA

内玉膜

TAC

AG

/

AR/LR

LG

TAC

TAC

LG

PSA

LCD

PSA

PVA

%

| | | 2020 | 1-3 | 2019 | 2018 |
|---|------------|------|--------------|--------------|--------------|
| 1 | | | 34.54 | 31.85 | 25.54 |
| 2 | LG Display | | 25.53 | 33.95 | 36.61 |
| 3 | | | 12.47 | 8.43 | 7.80 |
| 4 | | | 9.96 | 6.97 | 1.11 |
| 5 | | | 3.44 | 4.93 | 5.67 |
| | | | 85.94 | 86.12 | 76.73 |

1 LG

2 “ ”

LCD

LG Display LCD LCD

Displaysearch 7 90%

50%

B

LG

2018

2020

1-3

568,898.13

477,134.79

96,757.75

%

| | | 2020 | 1-3 | 2019 | 2018 |
|---|--------------|------|-------|-------|-------|
| 1 | LG Chem Ltd. | | 38.59 | 42.64 | 40.62 |

2 “ ”

LG LCD
50% LG LG

2 LG

LGCKR LGCNJ LGCGI
LGCKR LGCKR
LGCKR LGCKR

LG
LG LG

3
LG

LG

5

“ /
” “ /
”

6

LG

LG

5

LG

“ /
” “ /
” /

