


600884



1	LG
2	
3	
4	
5	





"

LCD

"



LG

LG

LCD

1 100% 2 LCD

3 LCD 4 LCD

5 LG LCD 6 LG LCD

LG

LG

" "

LCD LCD

LG LG

LCD LG LCD

LCD LG

70% LG 30%

LG







---

				244.01	
1					
1					
	2020	3	31		244.01
			22.42	115.07	128.94
			111.22		47.16%

---

2020 6 28

134.85

76.65

58.20

32

3

16

16

LPR 4.65%

7,440

A.

	2020 3 31	2019 12 31	2018 12 31
	633,918.01	844,388.87	636,234.30
	421,674.02	454,417.31	422,381.62
	33.48%	46.18%	33.61%
	2,440,098.13	2,501,582.72	2,344,882.10
	1,289,369.62	1,362,045.22	1,252,227.12
	47.16%	45.55%	46.60%

LG

LCD

LG

30%

16

2020 3 31

	2020 3 31	2020 3 31
	2,440,098.13	3,399,799.40
	1,150,728.51	1,796,841.52
	1,289,369.62	1,602,957.88
	47.16%	52.85%

16

B.

	2020 1-3	2019	2018
	219,533.52	988,583.87	1,035,021.93
EBIT	37,568.83	145,254.68	92,919.80
EBITDA	50,808.44	198,794.12	149,799.34

LG

7,440.00

2019

---

EBITDA 198,794.12  
3.74%

2019 EBITDA

.

LCD

a.

b.

16	7,440.00
2018	2019
8.86	5.40
	LG
12.83	2018
19.29	2019

5

26.36

1

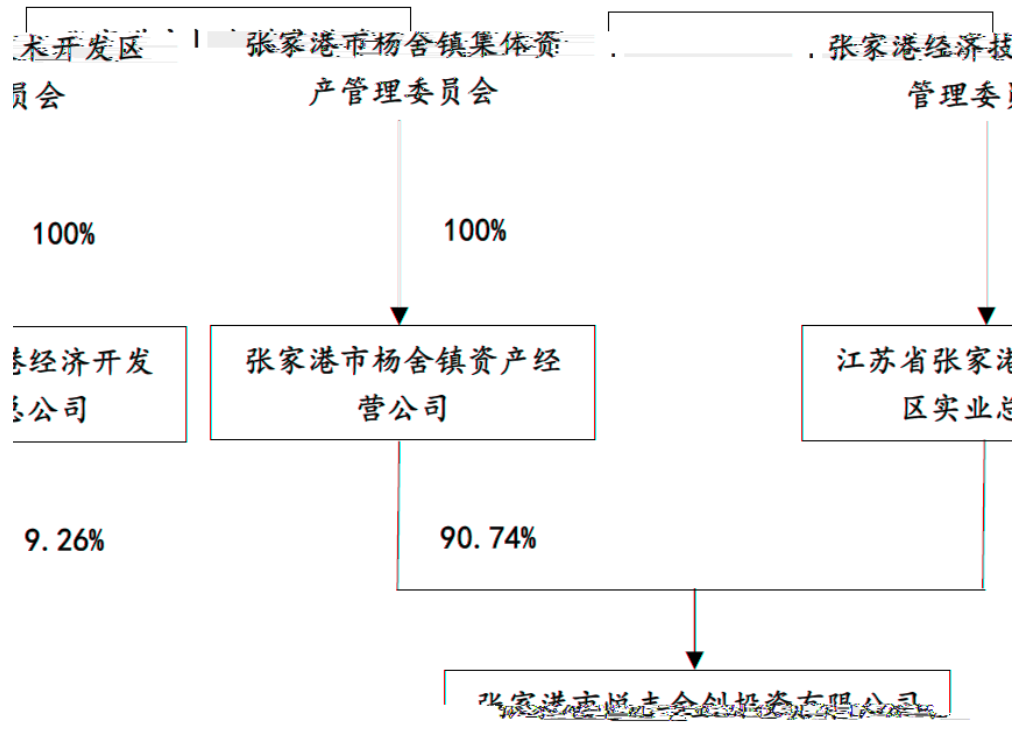
2020 3 31  
 58.87% 1,657,206.82 328,517.72  
 74.04% 421,448.38 87,301.47  
 2020 7 10 53,225.73  
 32.69% 662,660.34  
 0%  
 2020 3 31 1.04  
 0%

2020 6

A.

	91320582MA1R9Q2Y46
	270,000
	2017 10 11
	802

B.



25

15

2020 7 25

15

10

A.

---

B.

C.

D.

26.36

2

2020	3	31		
63.29%		2,011,235.71		772,316.63
		74.14%	263,763.64	75,220.92
			2020	7 10
11,691.22			2,944.45	
		8,746.77	7.18%	145,555.69
			36,658.40	
		0%		

2020	3	31	375.99
25.01%			





---

1

2020 6 28

19.88

002142. SZ 6,458

16.88

11.92

2020 11 15 4.96

2020 12 24

3

2020 6 28

47,120.42

17.43

1.94

15.49

8.31

9

2

LG

20%

1.54

10.74

5

LG

2019

2019 12 31 /2019	1,399,912.31	1,669,125.00	753,378.46
	770.00	-	770.00
	844,388.87	988,583.87	537,167.40
2019 /	2,501,582.72	867,991.10	1,182,258.22
/	33.75%	113.89%	45.44%
	50%	50%	50% >5,000

1

2

		2019 12 31	2019
1	165.79		2019 12 31
1	168.84		
1	6.9762		

LG

LCD

A

A

2016

A

1 LCD

LCD

							PB	
TGL	39.95%	442,000.00		2019 12 31	1,106,165.39	936,787.99	1.18	
	44.80%	316,070.37		2018 3 31	682,605.67	579,725.57	1.18	
	100%	110,185.28		2016 12 31	110,185.28	44,887.09	2.45	

	100%	124,128.97		2016 7 31	124,128.97	32,395.60	3.83	
	100%	106,400.00		2016 6 30	103,467.41	21,816.54	4.74	
	40%	135,264.00		2016 4 30	202,895.88	147,848.86	1.37	LCD
A	100%	1,045,250.68		2016 9 30	1,045,250.68	938,021.90	1.11	LTPS-TFT Oxide-TFT AM-OLED 3D IN-CELL/ON-CELL
	60%	65,690.06		2016 9 30	109,483.43	96,560.15	1.13	
							2.13	
	LG LCD 70%	545,791.40		2020 3 31	779,702.00	440,215.37	1.77	

1 = /

2 LG 1 172.47

3 11 7.7

6 8 1 7.0882

LCD

PB 1.77 PB

2.13

2

2020

---

2.90      PB      1.77      PB

2019

9.68      2019

2020

LCD

LCD

LG

LCD

LCD

LCD

1 2020 6 9

2 2020 6 15 LG

LCD

1		
2		

3		
4		
5	LCD	
6		
7		/ LCD
8		
9		

--	--	--

1

2


		4
		5
		1
		2
		3
		4
		1
		5%
		2
		5%

---

1

		1
		2
		3
		4
		5
		1
		2
		3
		4
		1
		2

		1
		" "
		" "
		2
		3
		4
		5
		/



---

		1
		2
		3
		4
		5
		1
		2
		3
		4

		" "
		" "
	2	
	3	
	4	
	5	
		/
	1	
	2	
	3	
	4	
		1

---

--	--	--	--

2

---

		5
		1 2 3 4
		1 2

		1
		" " " "
		2
		3
		4
		5
		/
		1
		2
		3
		4
		1

		2
	5	/
	1	
	2	
	3	

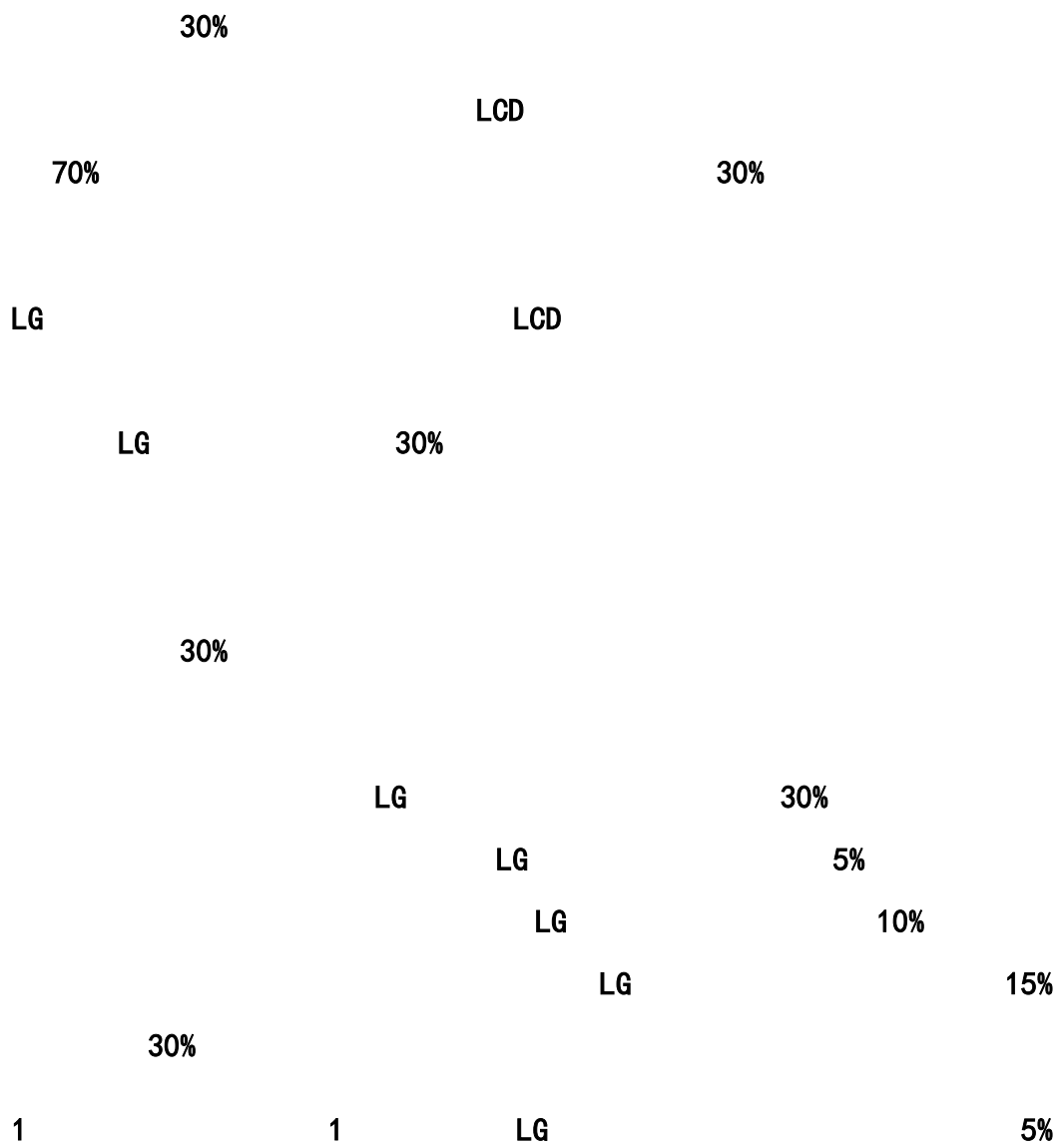
		LCD

---

"

"

5%



---

1

=

2

= (

-LGCTW

2

2

LG

10%

1

=

2

= (

-LGCTW

3

3

LG

15%

1

=

2

= (

-LGCTW

33

---

1

2

3

4

70%

30%

30%

100%

70%

30%

70%

30%

70%

100%

LG

30%



1

2

3

4



	<b>LG</b>	
<b>20%</b>	<b>1.54</b>	<b>10.74</b>





---

LG

LCD

---

---

"(.....)4  
"(.....)5  
"(.....)6  
"(.....)6  
"(.....)B  
"(.....)B  
"(.....)B  
"(.....)B  
"(.....)B  
"(.....)3  
"(.....)4  
"(.....)4  
"(.....)6

---

```

'(' 8
'('
'(' 2
'(' 2
'ÁQMA68P' 4
'(' 4
'(' 4
(¡QPKKNCBS> ' 5
'(' 6
'(' 6
%C• 0F°?±CR Ñ 7' 9
'('B42

```

'(' 00





---

26		26 -



2006 2020

" "

58%	Wits View	2020	LCD
	LCD		
4.38		IHS 2020	2.07
2.31		LCD	

---

1

LCD

IHS 2020-2022

9.31 LCD OLED

11.54

2020-2022 9,300/11,700/13,800

2

LG

TFT-LCD

LCD

3 LG

LG 1947

LG LG 2020

2018 2019 2020

27% 27% 26%

---

4

1

2019 10

3D

LCD TFT-LCD

2019

OLED

TFT-LCD

2019 11

2019

LCD

2

LCD

3



LCD

LCD

4

LG

2018

2019

128,339.34

192,857.47

5

1992

1996

20

1 2020 6 9

---

2 2020 6 15 LG

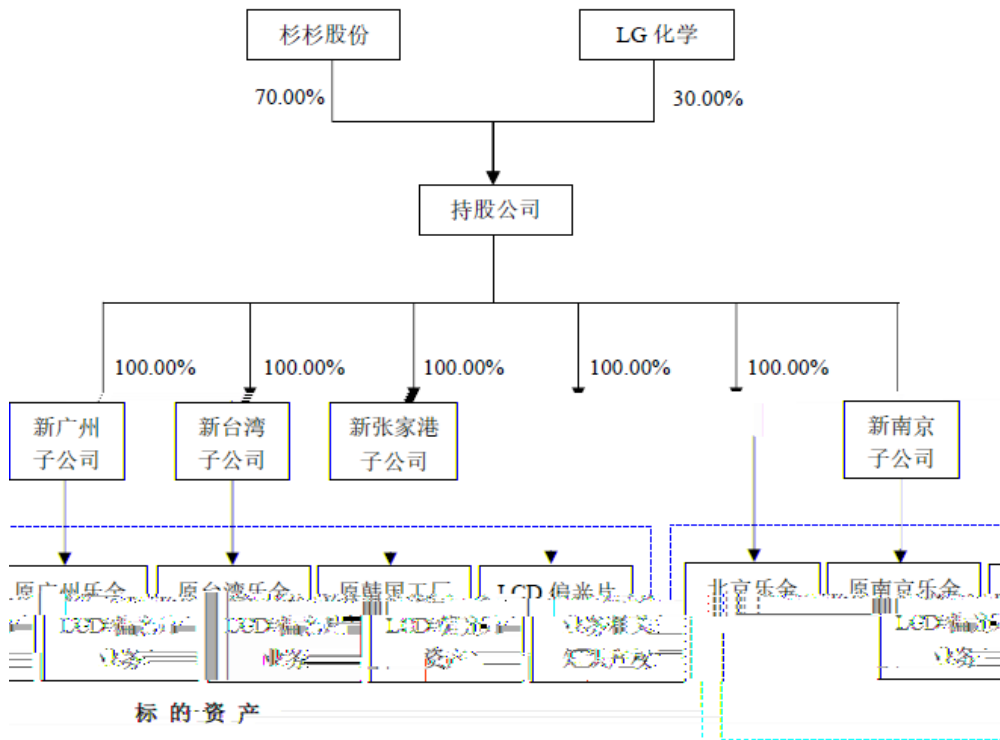
LCD

1		
2		
3		
4		
5	LCD	
6		
7		/ LCD
8		
9		

LG







30%

100%

70%

70%

11

7.7

7.7

11

70%

LG

30%

1		20		7.7				20%	1.54	
2			LG	11				30%	3.30 LG	
3	3								1.54	
4			1						7.7 70%	
			2						7.7 80%	6.16
			3							1.54
			4							1.54
			5							7.7 20% 70%
5	4 5	20	LG					3.30		
6	5							11 LG 30%		
								LG 30%		

1

1

LG

LG

---

1

1

2020	3	31			244.01
			22.42	115.07	128.94
				111.22	47.16%

2

31.36

2020	6	28			23.20
			3.95	7.22	

32

5

7

5

LPR

32

---

2020 6 28

134.85

76.65

58.20

32

3

---

30%

16

2020 3 31

	2020 3 31	2020 3 31
	2,440,098.13	3,399,799.40
	1,150,728.51	1,796,841.52
	1,289,369.62	1,602,957.88
	47.16%	52.85%

---

LCD

a.

b.

	16			7,440.00
8.86	2018	2019		5.40
				LG
			2018	2019
	12.83	19.29		

2

5

26.36

1

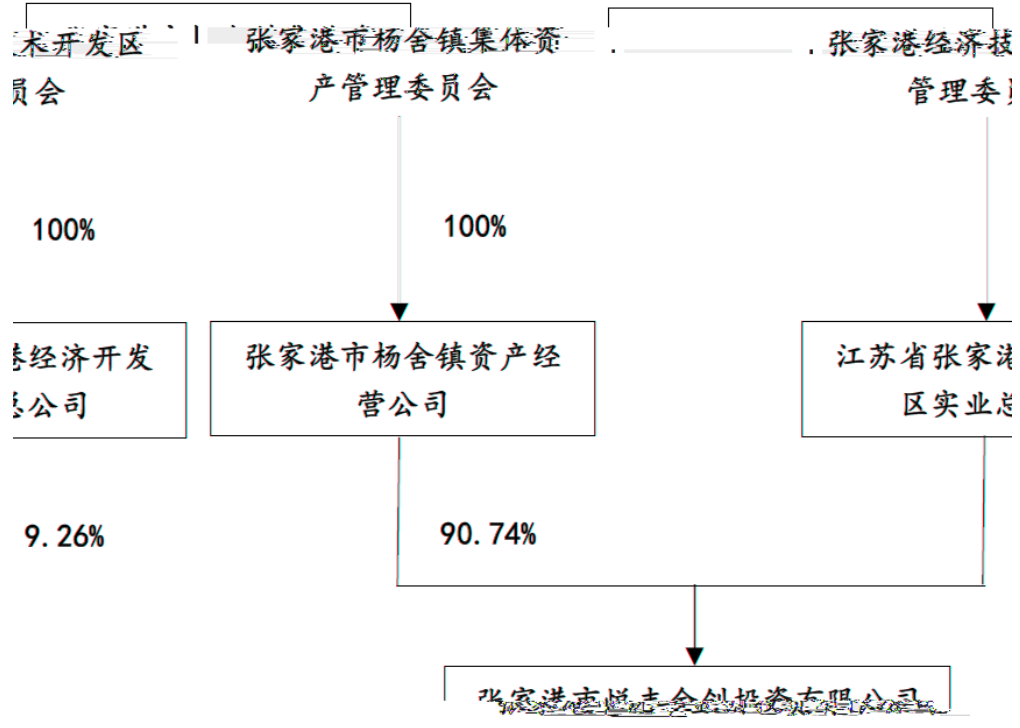
2020 3 31  
58.87% 1,657,206.82 328,517.72  
74.04% 421,448.38 87,301.47  
2020 7 10 53,225.73  
32.69% 662,660.34  
0%  
2020 3 31 1.04  
0%

2020 6

A.

	91320582MA1R9Q2Y46
	270,000
	2017 10 11
	802

B.



25

15

2020 7 25

15

10

A.

B.

---

C.

D.

26.36

2

2020	3	31		
63.29%		2,011,235.71		772,316.63
		74.14%	263,763.64	75,220.92
				2020 7 10
11,691.22			2,944.45	
		8,746.77	7.18%	145,555.69
			36,658.40	
		0%		

2020	3	31		375.99
			25.01%	

2020 7

---

10		39.54	
600155	12,483.63	19.78	002468 11,318.83
	19.76		13
		5	

A.

B.

C.

D.


5

3

1



2



---

1

2020 6 28

19.88

002142. SZ 6,458

16.88

11.92

2020 11 15 4.96

2020 12 24

3

2020 6 28

47,120.42

17.43

1.94

15.49

8.31

9

2

LG

20%

1.54

10.74

5

LG

2019

2019 12 31 /2019	1,399,912.31	1,669,125.00	753,378.46
	770.00	-	770.00
	844,388.87	988,583.87	537,167.40
2019 /	2,501,582.72	867,991.10	1,182,258.22
/	33.75%	113.89%	45.44%
	50%	50%	50% >5,000

1

2

		2019 12 31	2019
1	165.79		2019 12 31
1	168.84		
1	6.9762		



30%

LCD

70%

30%

LG

LCD

LG

30%

30%

LG

30%

LG

5%

LG

10%

LG

15%

30%

A.

1

LG

5%

a.

=

b.

= (

-LGCTW

B.

2

LG

10%

---

a.

=

b.

= (

-LGCTW

c.

3

LG

15%

a.

=

b.

= (

-LGCTW

33

1

2

3

4

70%

30%



30%

100%

70%

30%

70%

30%

70%

100%

LG

30%

LG

LCD

1

100%

2

LCD

LCD

3

LCD

RTP

RTS

RTP

RTS

4

LCD

5 LG

LCD

LCD

LG

LCD

6 LG

LCD

LG

LCD

/

LCD

1,079

LCD

LCD

LG

---

2020 3 31

366,568.63

1,957.00

LG

LG

LCD

OLED

LG

OLED

LCD

LG

LCD

	1,077
	430
	224
	60
	42
LG	40
	1,873

LG

LCD

LCD

LCD

/

LCD

LCD

---

1

LG

PVA

TAC

LG

LG

LGCCI

1

LCD

LCD

2

LG

3

---

2

LCD

LG

LG

1

LG

LG

LCD

LCD

LCD

2

LCD

LG

LCD

3



LG

3

LCD

LCD

LCD

LG

LCD

LCD

LG

1

2

LG

3

LG

4

LG

LCD

LG

LG

LG

LCD

LG

LCD



1

LG

LCD

2

3

5

LG

LG



**LG**

**70%**

**1**

**2**

**LG**

**3**

**4**

**LG**

**5**

**6**



---

	600884
	1992 12 14
	1996 1 30
	91330200704803055M

---

15%

		<b>%</b>
	1,820.00	70.00
	130.00	5.00
	130.00	5.00
	49.00	1.88
	30.00	1.15
	20.00	0.77
	15.00	0.58
	10.00	0.38
	6.00	0.23
742	390.00	15.00
	<b>2,600.00</b>	<b>100.00</b>

	<b>37,700,000</b>	<b>100.00</b>
--	-------------------	---------------

1 1996 1

1996 1 30

[1995]89

[1995]208

(1995)179

A 1,300

1

10.88

5,070

		%
	26,390,000	52.05
	1,885,000	3.72
	1,885,000	3.72
	710,500	1.40
	435,000	0.86
	290,000	0.57
	217,500	0.43
	145,000	0.28
	87,000	0.17
	5,655,000	11.15
	13,000,000	25.65
	<b>50,700,000</b>	<b>100.00</b>

2 1996 2

1996 2 3

1995

5,070

10

3

2

6,084

5,070

6,084

3 1996 8

1996 8 26

1996

1996

1996 6 30

---

2,433.60		10	4		2,433.60
		8,517.60		6,084	8,517.60
4	1997	6			
1997	4	15			1997
	1997	6			[1997]28
			[1997]27		1996 12
31		8,517.60	10	2.14	
					1,153.60
		6.00			
		203.60			468
		1,825.20			10,342.80
		8,517.60		10,342.80	
5	1998	9			
1998	9	28			
		[1998]57		1998 6 30	10,342.80
				10 4	
			14,479.92		10,342.80
		14,479.92			
6	1998	11			
1998	11	26	1998		
		[1998]141		1998 6 30	10,342.80
		10 3			10.00
			1,375.474		
	795.60		1997		233.788
	346.086				15,855.394

---

	14,479.92	15,855.394		
			[1995]89	16,150,680
1999	2	1		
7	1999	9		
1999	9	20		
	[1999]18		1999	6
			30	15,855.394
			10	5
		23,783.091		15,855.394
23,783.091				
8	2001	9		
	2001	9	12	[2001]72
1999	12	31	23,783.091	10
				3
				12.00
3,607.4588				100
3,507.4588				27,390.5498
23,783.091		27,390.5498		
9	2002	4		
	2002	4	19	2001
31		273,905,498		12
				10
				5
				410,858,247
	273,905,498	410,858,247		
10	2006	4		
2006	4	20		

		10	1		
		22,798,482		A	2006
4	21		2006	4	25
	11	2016	2		
	2015	12	29	[2015]	3116
		150,524,246		22.89	/
	2016	2			150,524,246
		410,858,247	561,382,493		410,858,247
		561,382,493			
	12	2016	6		
		2015		2016	6 20
				561,382,493	
		10	8		10 2
			561,382,493	1,122,764,986	
		561,382,493	1,122,764,986		
		2020	3	31	

			%
1		367,073,986	32.69
2		80,629,096	7.18
3	- 1	48,982,157	4.36
4	-	32,144,219	2.86
5	-	30,322,512	2.70
6		21,202,500	1.89
7		15,661,832	1.39
8			

---

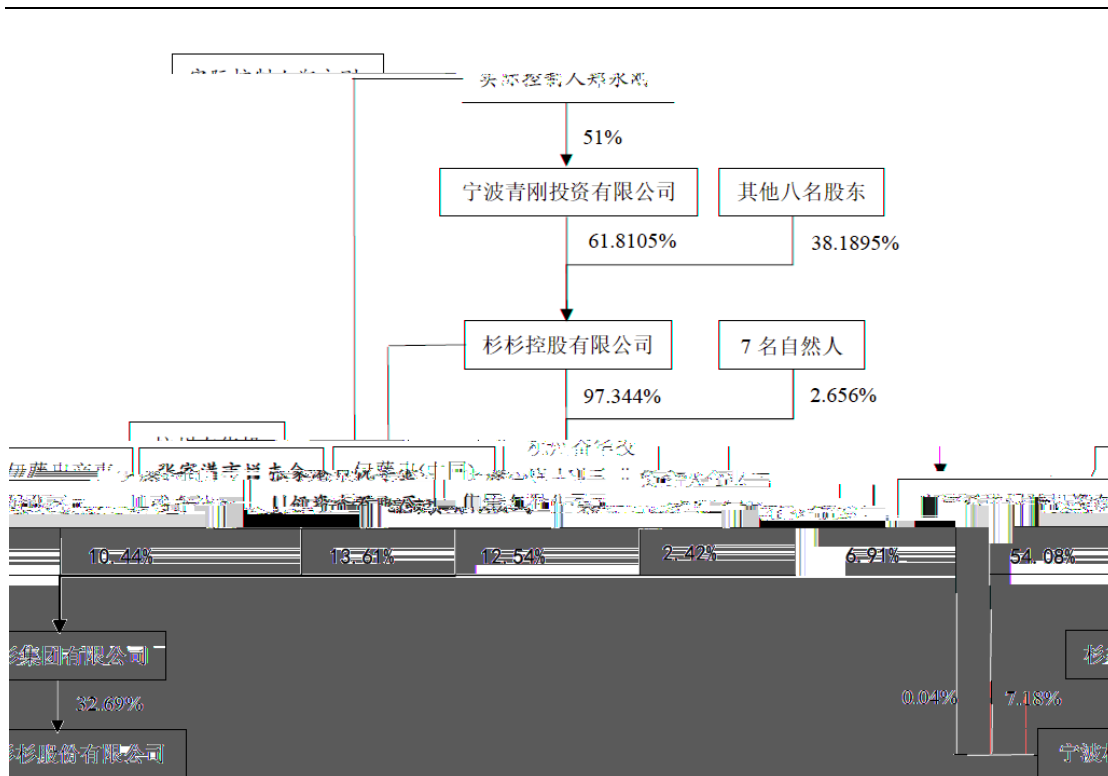
	<b>633,530,891</b>	<b>56.40</b>
--	--------------------	--------------

	<b>2020/3/31</b>	<b>2019/12/31</b>	<b>2018/12/31</b>	<b>2017/12/31</b>
--	------------------	-------------------	-------------------	-------------------

---

---

	-8,730.13	37,259.61	153,680.04	123,576.39
--	-----------	-----------	------------	------------



367,073,986

32.69%

80,629,096

7.18%

61.8358%

	( )
	23,452.77
	91330212144520398N
	1994 6 28
	2009 2 10 2024 2 9
	777 26



---

---

LG

**LG**

	LG
	LG CHEM, LTD.
	107-81-98139
	2001 4 1
	20 Yoido-Dong, Yongdungpo-Gu, Seoul, Korea
	KI-HO NO

---

	LgMC q87[12.83 314.35 13.56 reW*h /P ÅMCID 60/Lang (en-US)>> BD
--	---

	/
--	---

	Lg Chem (Nanjing) Information & Electronic Materials Co., Ltd.
	913201007512971674
	136,490
	2003 7 14
	2003 7 14 2053 7 13
	17 18
	KOO HO NAM
	110Wh/kg 2000

	91440101MA5ANTW545
	16,233.2583
	2018 1 4
	2018 1 4 2067 1 4
	50
	SON JI HOI
	TFT-LCD PDP OLED 6 6
	TFT-LCD ;
	;
	); (
	); (

	150,000
	2004 6 18
	58 6
	F107110 ,F107120
	,F107130 ,F107140 ,F107150
	,F107190 ,F111010
	,F111080 ,F113090 ,F113110
	,F114030 ,F119010
	,F120010 ,F207110
	,F207120 ,F207130 ,F207140
	,F207150 ,F207190
	,F211010 ,F213090 ,F213110
	,F214030 ,F219010
	,F220010 ,F401010 ,CC01080
	,CC01990 ,CE01030
	,F113030 ,F213040
	,ZZ99999

LG

OLED OLED

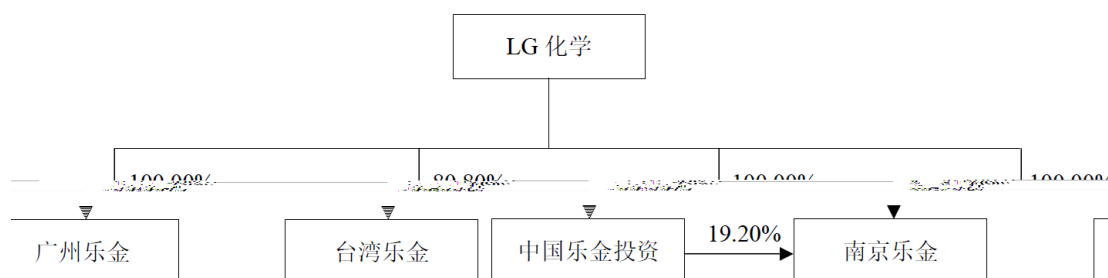
LG LG 2019 12 31

	2019 12 31	2018 12 31
	34,024	28,944
	16,641	11,622
	17,384	17,322
	<b>2019</b>	<b>2018</b>
	28,625	28,183
	376	1,519

LG

LG

		%
LG Corp.	23,534,211	33.30%
National Pension Service of Korea	<b>7,810,505</b>	<b>11.10%</b>
LG Chem, Ltd.	1,652,417	2.34%
Fidelity Management & Research Co.	<b>1,503,014</b>	<b>2.13%</b>
The Vanguard Group, Inc.	<b>1,341,354</b>	<b>1.90%</b>
BlackRock Fund Advisors	<b>1,028,991</b>	<b>1.46%</b>
Norges Bank Investment Management	798,846	1.13%
Samsung Asset Management Co., Ltd.	<b>714,242</b>	<b>1.01%</b>
<b>Aberdeen Asset Managers Ltd.</b>	<b>443,447</b>	<b>0.63%</b>
Schroder Investment Management Ltd.	<b>408,694</b>	<b>0.58%</b>
	<b>39,235,751</b>	<b>55.58%</b>



LG



LG

1,864

738.40                      LG                      664.56                      90%                      73.84

10%

15%

2004    12    10

2004    12    28

2005    1    20

[2005]    001                      2005    1    19                      LG

276.16                      37.4%

2005    3    22

[2005]    007                      2005    3    15

73.84

350                      LG                      276.16

37.4%                      73.84                      10%

2005    7    12

[2005]    016                      2005    7    5                      LG

388.40

738.40                      LG                      664.56                      90%

73.84                      10%

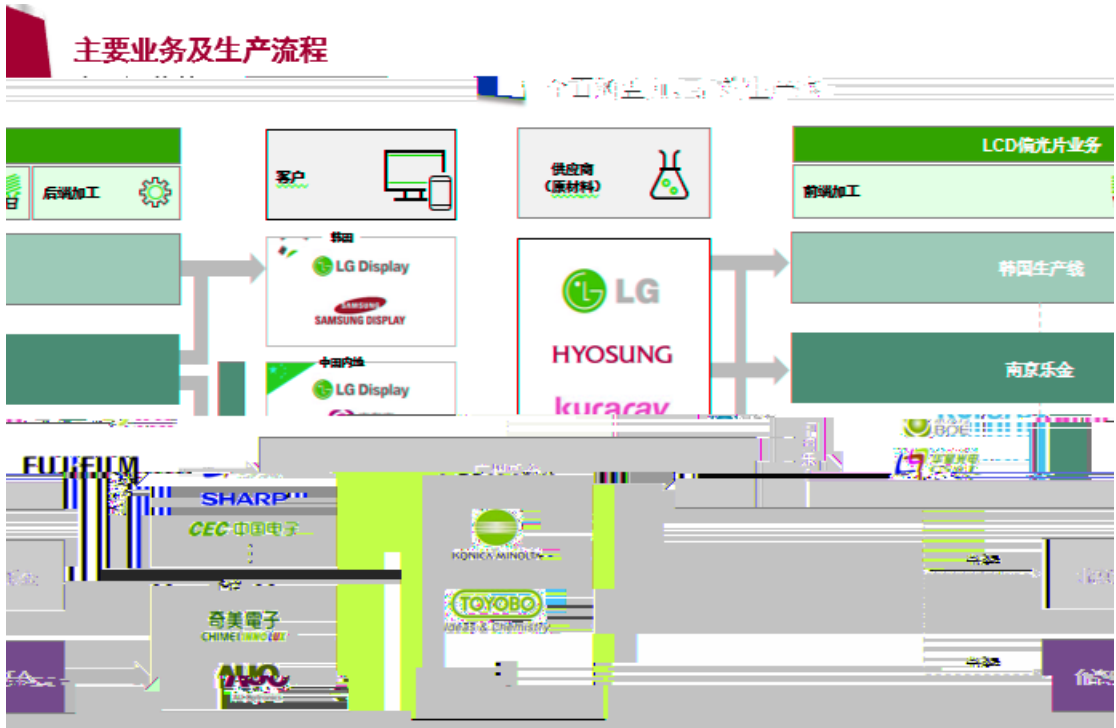
1	LG	664.56	664.56	90%
2		73.84	73.84	10%
		738.40	738.40	100%

738.40                      1,200

2011 6 30 1,846  
 3,210 738.40 1,200  
 461.60 LG 88.4633 270  
 56.9767 90%  
 9.8293 30 63,307  
 10%  
 2011 8 24  
 [2011]156  
 738.4 1,200 461.60  
 98.2926 63.3074  
 300  
 2012 5 18  
 2012 012 2012 5 17 LG  
 461.60 LG  
 88.4633 270 2011  
 6 30 56.9767 2011 6  
 30 9.8293  
 30 2011 6 30 6.3307  
 2011 6 30 1,200  
 2012 7 12  
 2011 6 30

1	LG	1,080	1,080	90%
2		120	120	10%
		1,200	1,200	100%





2

LG

LCD

1

LG

PVA

TAC

LG

LG

LG

LGCCI

LCD

LG

2

A.

LG

B.

LG

C.

LG

LG

D.

LG

LG

E.

LG

3

LG

LG Display

80%

---

A.

B. LG Display

LG Display

TFT-LCD      OLED  
IPS   OLED  
IT

C.

TCL

Mini-LED   Mirco-LED   OLED

D.

E.

LCD

---

Konica Minolta, Inc

60%

A. LG

LG

LG

OLED

OLED

B Fuji film corporation

Fuji film corporation

C. Marubeni Corporation

Marubeni Corporation

D. The Nippon Synthetic Chemical Indus

The Nippon Synthetic Chemical Indus

E. Konica Minolta, Inc

Konica Minolta, Inc

PVA TAC PET

1

1

2020 3 31

366,568.63

8 LCD

3 1,490mm

4 2,300mm

1 2,600mm

2020 3 31

			mm	/
1		1	2,300	1,440.00
2		2	1,490	1,440.00
3		3	2,300	1,440.00
4		4	1,490	1,320.00
5		1	1,490	1,200.00
6		2	2,600	1,440.00
7		1	2,300	960.00
8		2	2,300	960.00
				10,200.00

1

/

LG

2 2 2020 3

3 LG

2

	2020 1-3	2019	2018
	2,330.31	11,399.55	12,959.99
	2,478.86	10,473.32	10,184.34

LG

---

2

1

%

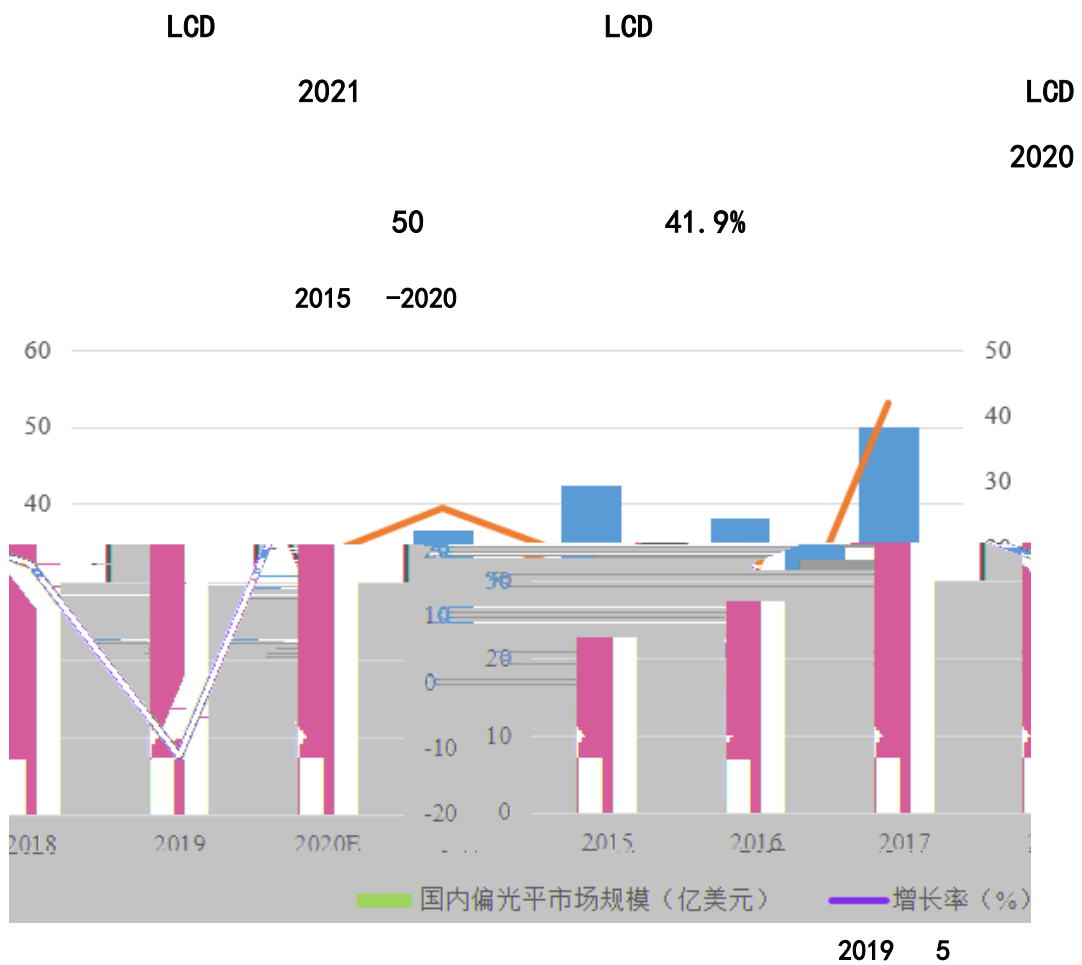
	2020	1-3	2019	2018
		80.99	86.63	92.35
		56.00	28.00	-
		-	67.97	95.73
		63.94	81.01	93.24

1

LG

2

3



Year	Market Size (Billion USD)	Growth Rate (%)
2019	45.3	7.4%
2020	65	1.4%
2021	75	1.7%
2022	65	1.3%

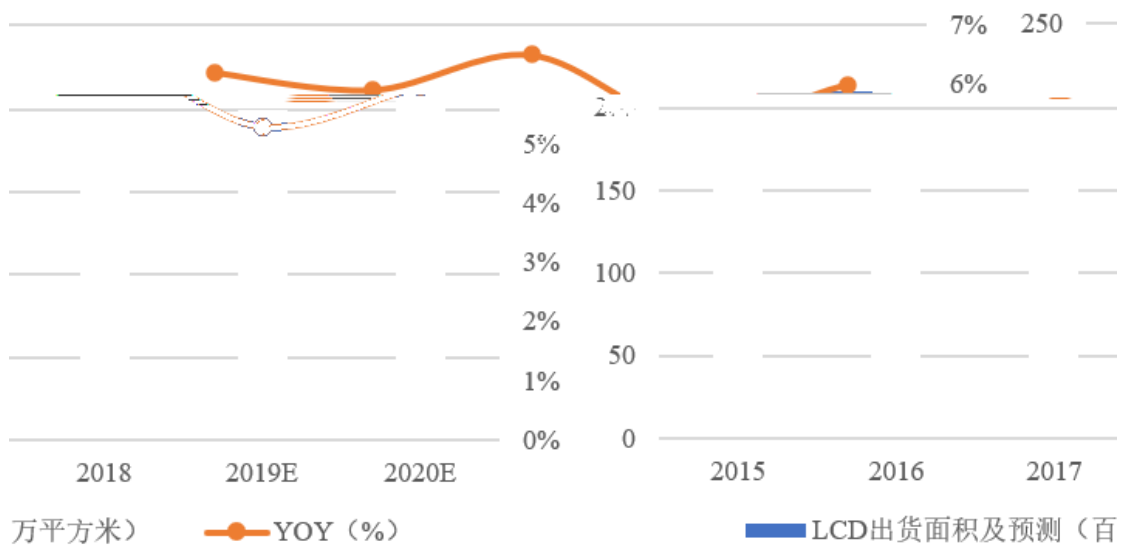
A.

---

2500mm 7 7  
1490mm

LCD  
LG  
LG  
1  
LCD  
IHS 2018-2020E 6%  
LCD OLED  
2-3

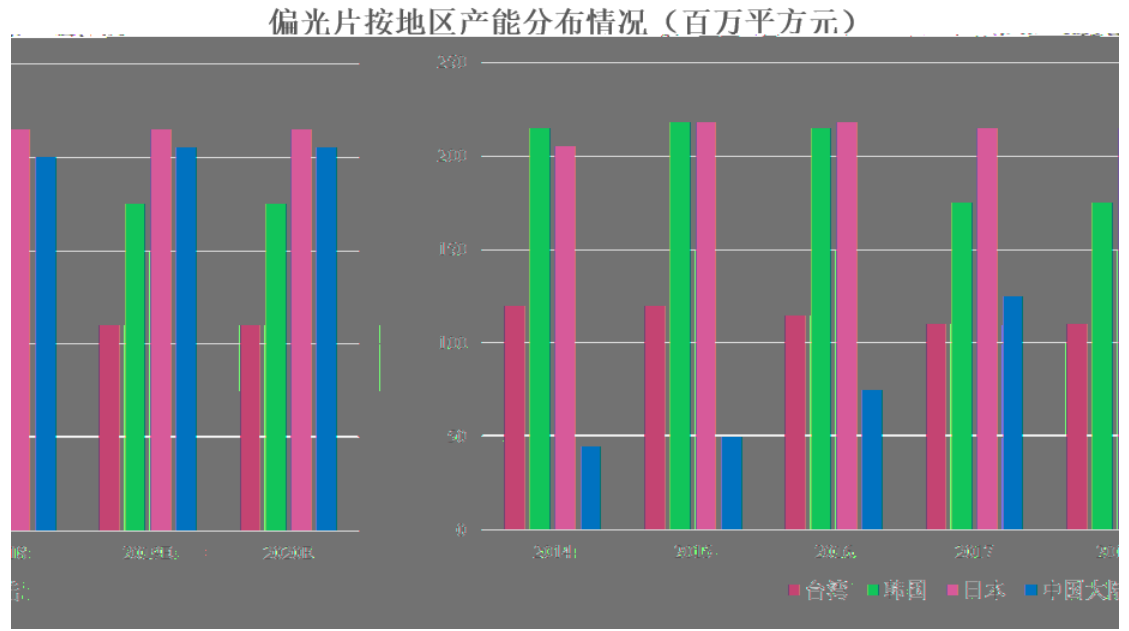
2015-2020E LCD面板出货面积及预测



2019 5  
2013

LG

2018 72% 8% 2014 0%  
66% 30%

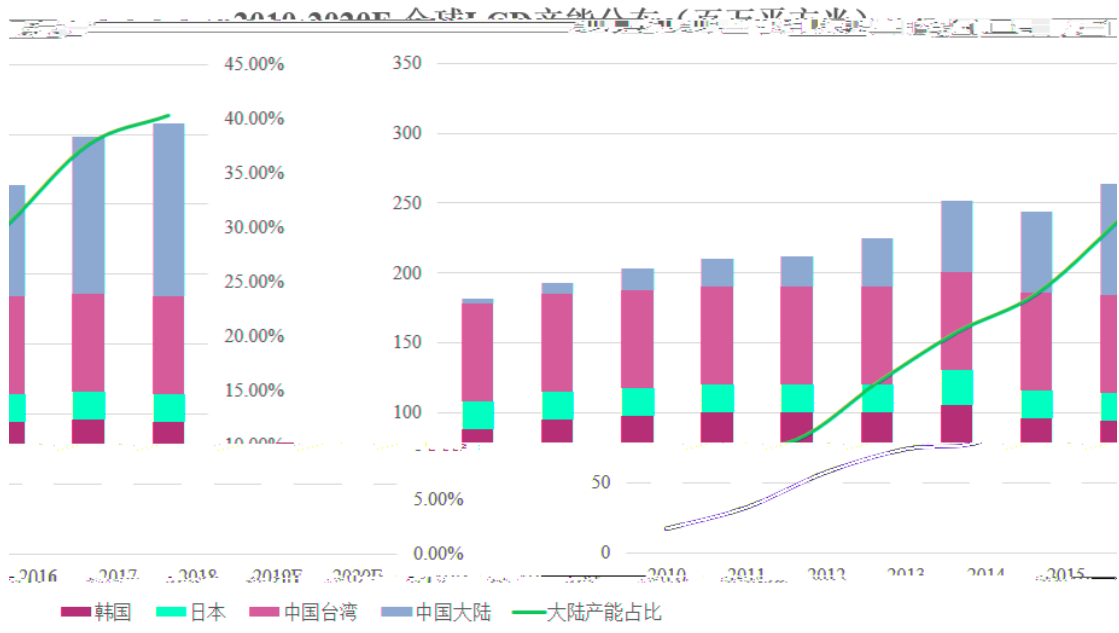


2020 1

2 LCD

2016 LCD LCD

LCD 2021 LCD

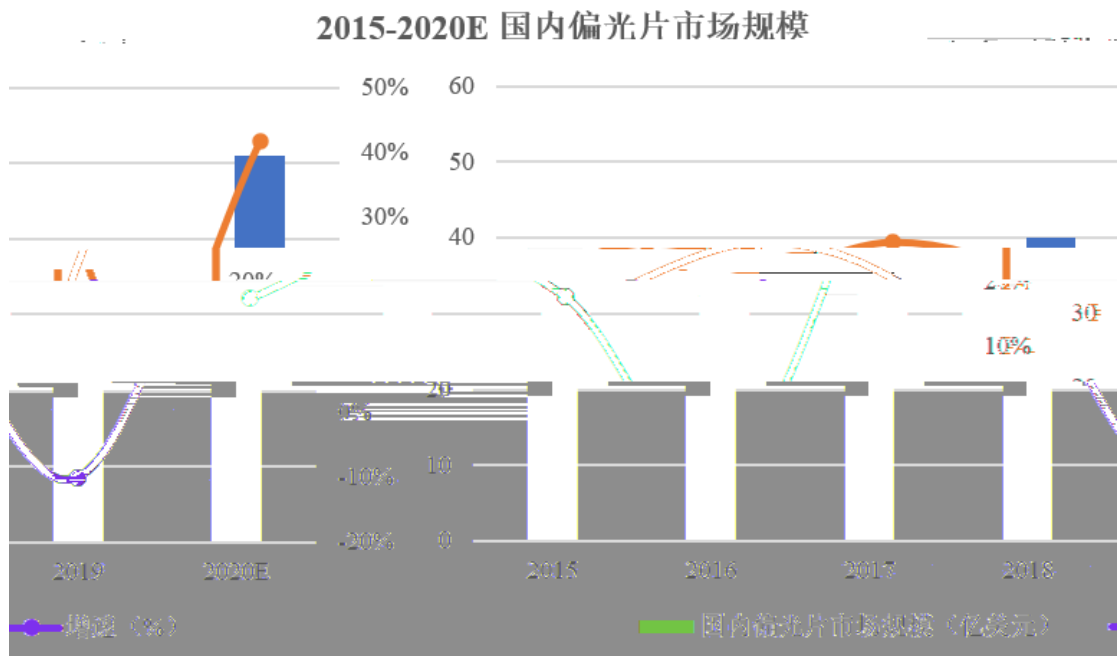


2019 5

OFweek 2020

50

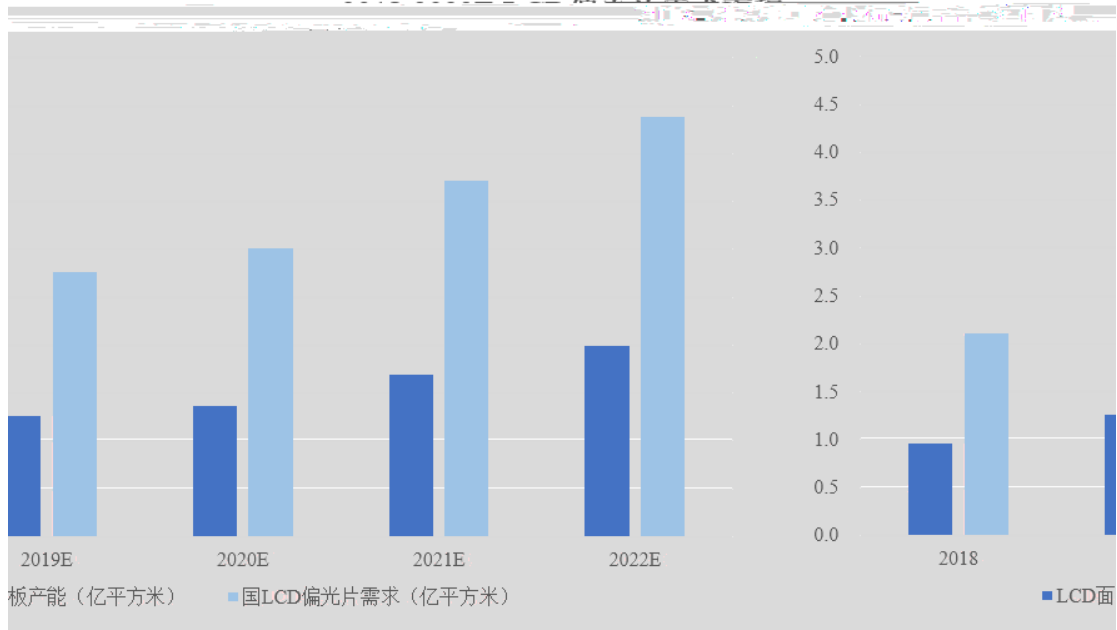
41.9%



2019 5

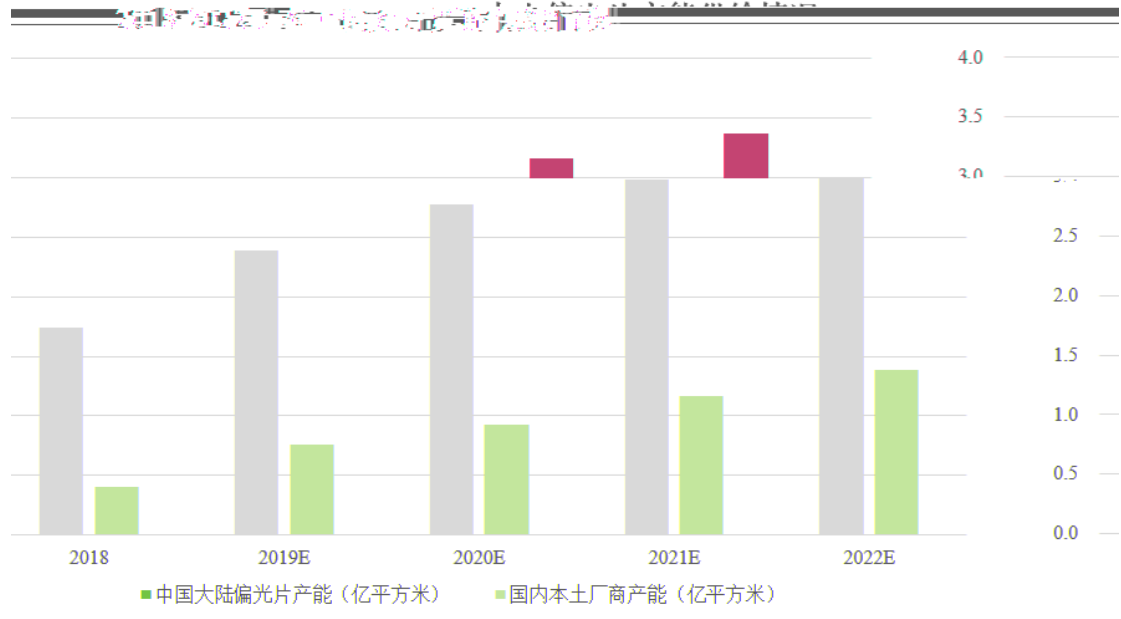
3

LCD 2018 -2022 LCD  
 0.96/1.26/1.37/1.69/1.99 LCD  
 1:2.2 2018 -2022 LCD  
 2.11/2.77/3.01/3.72/4.38 LCD 2020 -2022  
 11.11



2019 5

IHS 2018-2022  
 1.74/2.39/2.78/3.16/3.37 LCD OLED 2018-2022  
 2.15/2.82/3.12/3.88/4.54 LCD OLED  
 4,100/4,300/3,400/7,200/11,700 2018-2022  
 4,050/7,600/9,300/11,700/13,800  
 55% 50%



2019 5

4

5

2024

4.47

2019-2024

12%



2			1913 /
3			2005
4			1998
5			2007 2017 002876. SZ
6			1995 A 000045. SZ LCD

1

LCD

LCD

LCD

LCD

LCD

LG

2018	2019	2020	1-3	EBITDA	149,799.34
198,794.12	50,808.44				

2

1

1,960

2009

50

4 2,300

1 2,600

RTS

RTP

2

2013

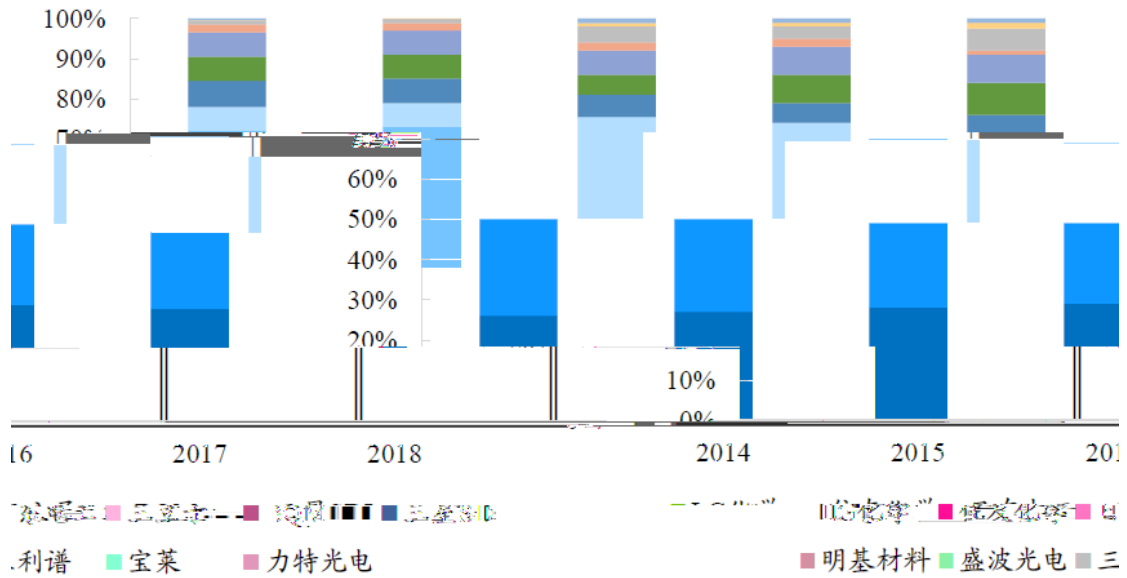
LG

LG

2018

LG

25%



2020 1

---

3

LCD LG  
15 13 LG 20  
RTP LCD

4

1,079 / LCD  
LCD

1

LG LCD

2

LG LG LCD  
LCD

LG 1997



20  
1,079 / LCD LG  
LCD TAC  
RF VA LCD IPS

3

LG

4

1

30

2



LG

LG

LCD

1

LG

LG

90% 10%

---

LCD

LCD

1

128,897.62    2020    2

14

[2019]    3212

197.7

148,828.83

2020    0115    8309

2

LCD

LCD

3

LCD

LCD

---

LCD

LCD

1

2018 1 1

	[2018]013
	2018 11 29
	17,000
	2018 12 4

2

LCD

LCD

3

LCD

2018 1 1

	[2019]37070		
	2019	10	4
		10	1L
	16,000		10
	2019	10	19

2020 6 30

LG

LG

LG

2012 6 29      2013 1 20

2020 3 31

85,361.78

73,523,470.25

2018 6 22

LG



---



LG

LCD

A

A

2016

A

1 LCD

LCD

							PB	
TCL	39.95%	442,000.00		2019 12 31	1,106,165.39	936,787.99	1.18	
	44.80%	316,070.37		2018 3 31	682,605.67	579,725.57	1.18	
	100%	110,185.28		2016 12 31	110,185.28	44,887.09	2.45	
	100%	124,128.97		2016 7 31	124,128.97	32,395.60	3.83	
	100%	106,400.00		2016 6 30	103,467.41	21,816.54	4.74	
	40%	135,264.00		2016 4 30	202,895.88	147,848.86	1.37	LCD



---

LCD

PB

1.77

PB

2.13

2

2020

	002876. SZ	A 000045. SZ	
PB (MRQ)	4.51	1.28	2.90

PB

1.77

PB

2.90

---

2020 6 8

LG

30

70%

70%

11

7.7

100%

LCD

LCD

LG

LCD

LCD

LCD

1

---

LCD

LGCKR

2

3

1

2

LGCKR

3

LGCKR

20

LGCCI

---

1.54

LGCCI

1.54

80%

LGCCI

20%

LGCKR

LGCKR

20

/

10

LGCKR

/

LGCKR

LCD

1

100%

1

2

LCD

2

3

LCD

3

4

LCD

4

5

LG

LCD

5

6 LG

LCD

6

LGCKR

1

2 3

5 6

LGCKR

4

1 2 3 5 6

4

70%

LGCKR

100%

2020	6	8	
20			
		LGCKR	LGCKR
		a.	/ /
		b.	
		70%	70%
	70%	LGCKR	30%
20			30%
	5		
		LGCKR	
	30%		100%

---

A.

B.

LGCBJ

C.

3

LGCKR


LGCCI

LGCCI

LGCKR

LGCCI

LGCCI



/	/
	A.
	B. LGCKR
	C. LGCKR
	D. LGCKR 30%
	E. LGCKR
	A. / / / / / /
	B.
	A. LGCNJ
	B. LGCKR LGCKR
	C. LGCTW / LGCKR
	D. LGCKR
	E. LGCKR LGCNJ LGCGI LGCBJ LGCKR

1

2 LGCKR

---

1

2



2019

9.68      2019

2020

LCD

LCD

LG

LCD

LCD

LCD

---



1

2

3

4



		<b>LG</b>	
<b>20%</b>		<b>1.54</b>	<b>10.74</b>

LCD

---

LG

LCD

LCD

---

LCD

LG

---

LG

LCD

---



---

“

”

”

”



**LG**

**LG**

**2019**

---

	2019
	693,644.77

---

_____	_____	_____
_____	_____	_____
_____	_____	_____
_____	_____	_____
_____		

2020 7 16

---

2020 7 16